

# 1. Opener

Identify:

a)  $\overline{AR}$

b)  $\overleftrightarrow{GA}$

c)  $\widehat{QE}$

d)  $\overleftrightarrow{DF}$

e)  $\overline{AE}$

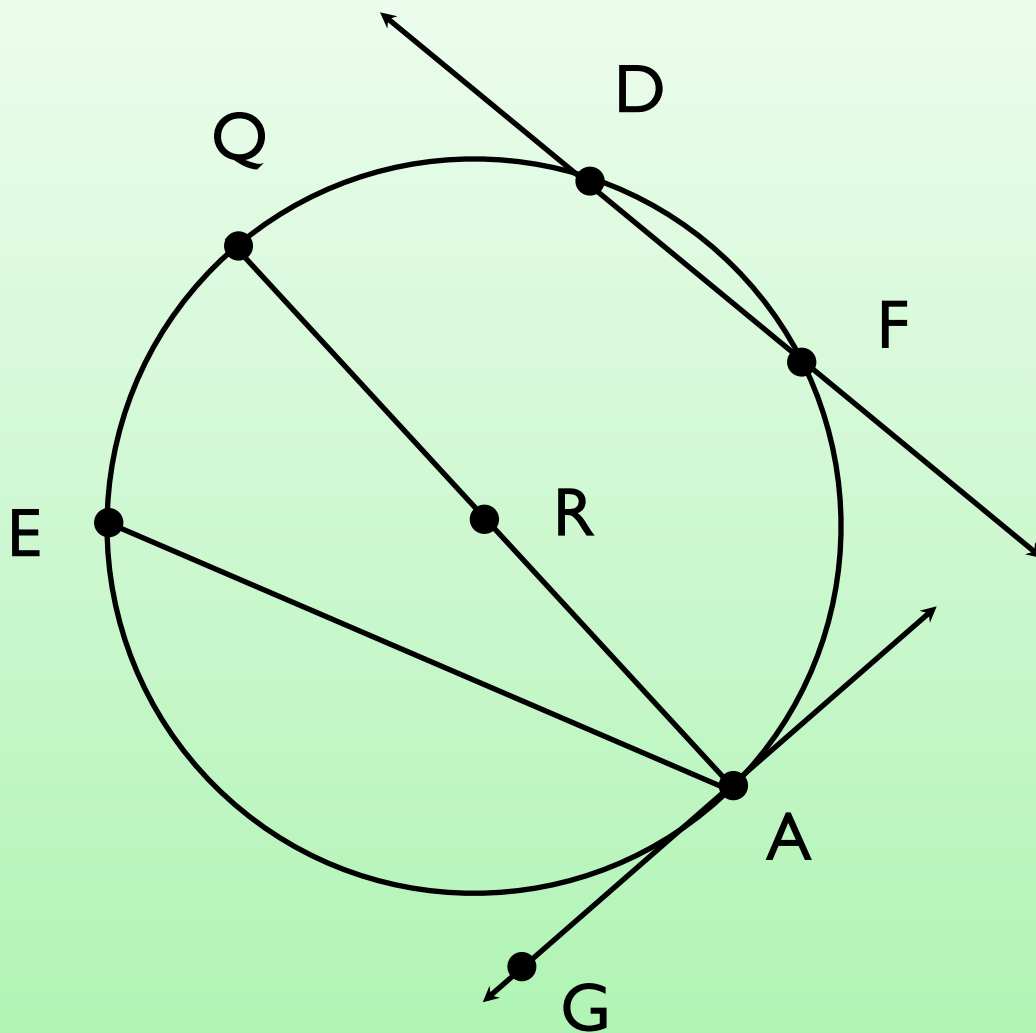
f)  $\widehat{EAQ}$

g)  $\overline{AQ}$

h) Draw an equiangular quadrilateral. What's another name for this?

i) Draw an equilateral quadrilateral. What's another name for this?

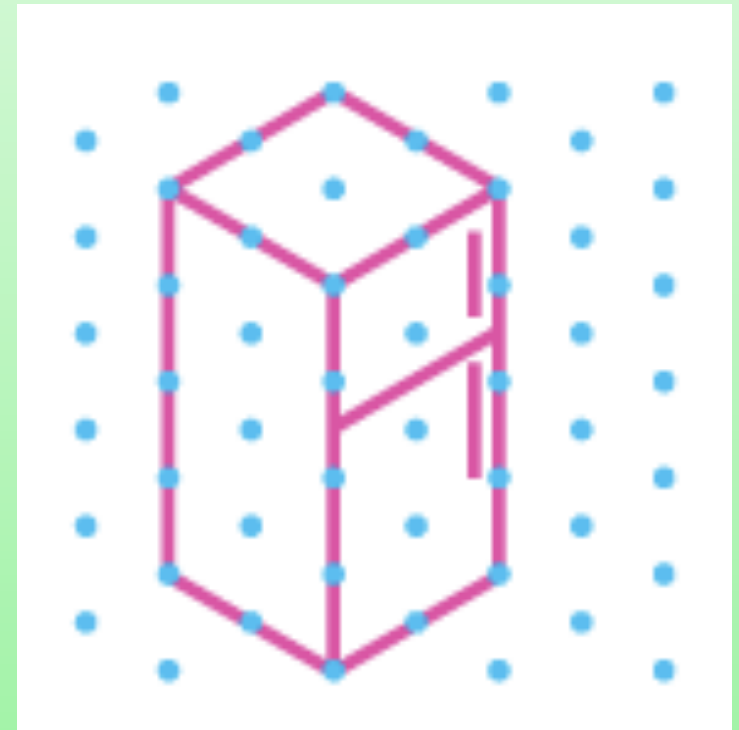
j) What is the most common high school and college mascot?



## 2. Notes: Isometric and Foundation Drawing

shows a corner view of a figure. It is not d  
perspective and distances are not disto

etric drawing



# 2. Notes: Isometric and Foundation Drawing

## Foundation drawing

The top view, front view, and right-side view of a three-dimensional figure

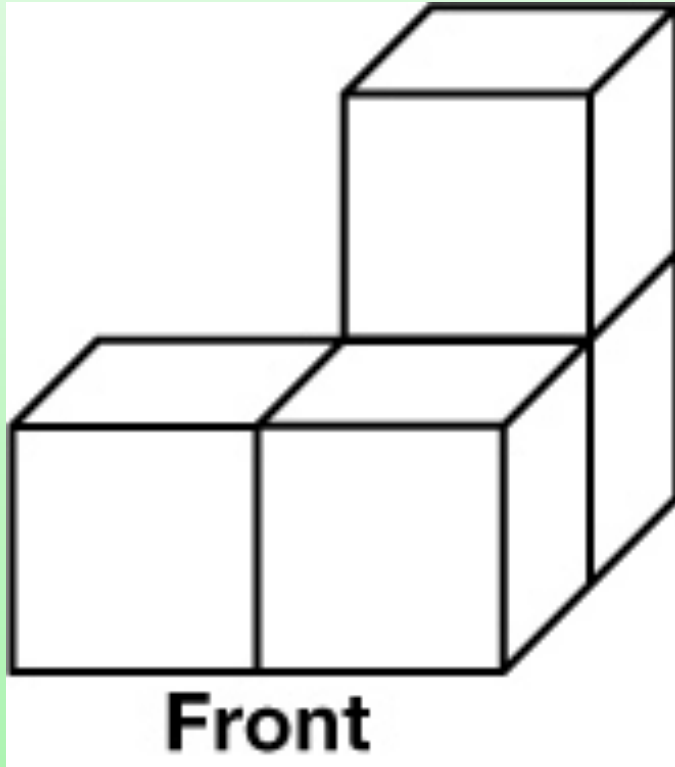
Isometric drawing:



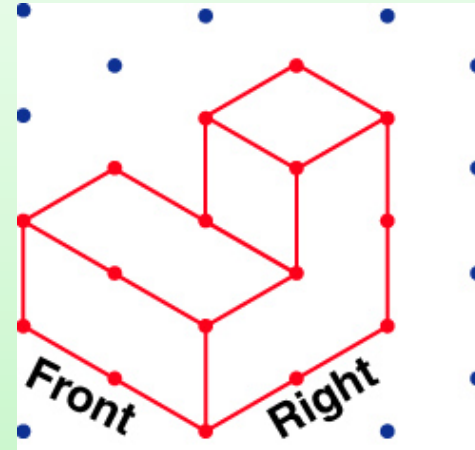
Foundation drawing:



Make an isometric drawing of the cube structure below.



You will draw all the edges of the figure that you can see.




Identify the square that represents the tallest part. Write the number 2 in the back square to indicate that the back section is 2 cubes high.


Write the number 1 in each of the two front squares to indicate that each front section is 1 cube high.

	2	Right
1	1	
Front		


# 3. Classwork: Isometric Drawings



# 3. Classwork: Isometric Drawings




# 3. Classwork: Isometric Drawings







# 3. Classwork: Isometric Drawings




# 3. Classwork: Isometric Drawings




# 3. Classwork: Isometric Drawings




# 3. Classwork: Isometric Drawings




# 3. Classwork: Isometric Drawings



# 3. Classwork: Isometric Drawings



# 3. Classwork: Isometric Drawings



# 3. Classwork: Isometric Drawings

